

Data as of : 30/12/2022

*Historical performances before 29/01/2010 are those of the Universal Invest High SICAV as Hermes Universal invests 100% of its assets in Universal Invest.

FOR PRIVATE PLACEMENT PURPOSES ONLY

Investment policy

Hermes Universal Very Dynamic has an investment strategy that is suited for a dynamic investment profile (HIGH: 0-100% equities). Its management aims to achieve transparency and efficiency, as well as the highest possible return whilst limiting the risks. The weight of equities and bonds will depend on the market opportunities, but the investment limits will be respected.

This SICAV is not registered outside of Luxembourg. It cannot be purchased outside of Luxembourg unless a minimum amount of EUR 250.000 is invested.

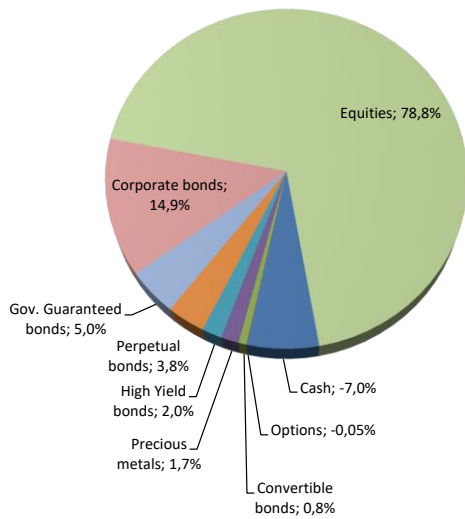
Specific characteristics

The weight of equities will vary considerably if the investment manager thinks this is appropriate. Historically, in Hermes High, the equities part has been between 40% and 90%. The management is balanced, flexible and non-benchmarked, and reflects the manager's point of view.

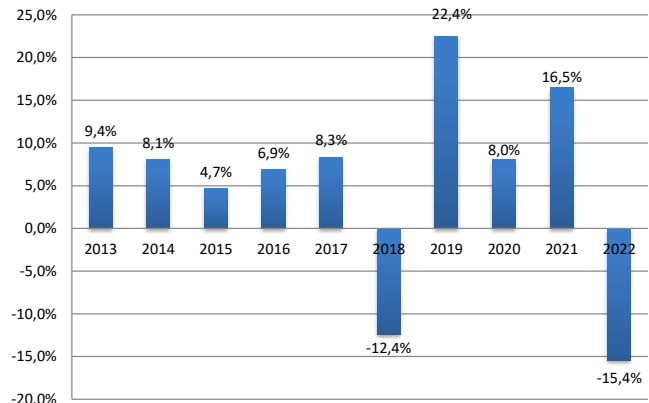
NAV evolution since launch*



Breakdown by asset class



Annual performance (net of fees) (1jan - 31dec)



EUR	2013	2014	2015	2016	2017	2018	2019	2020	2021	2022	YTD
V Dyn	9,4%	8,1%	4,7%	6,9%	8,3%	-12,4%	22,4%	8,0%	16,5%	-15,4%	-15,4%
Acap											

Annualized return (net of fees) as of 30/12/2022

EUR	10 years	5 years	3 years	1 year	since launch
Very Dyn A Cap	5,0%	2,7%	2,1%	-15,4%	5,2%

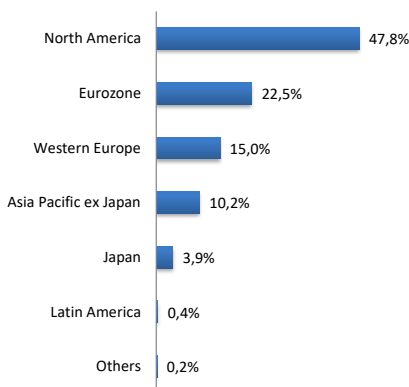
Past performance is not a guarantee or a reliable guide to the future. Market and exchange rate movements may cause the capital value of investments, and the income from them, to go down as well as up and the investor may not get back the amount originally invested.

Fixed income part of the portfolio:

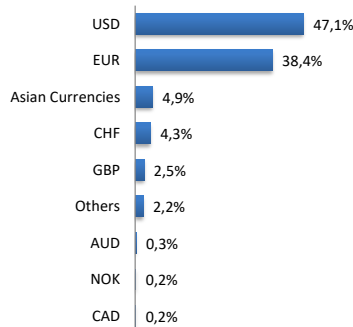
Average yield:	3,8%
Average Duration (in years):	3,07

The performance calculation takes all fees into account except eventual subscription or redemption commissions.

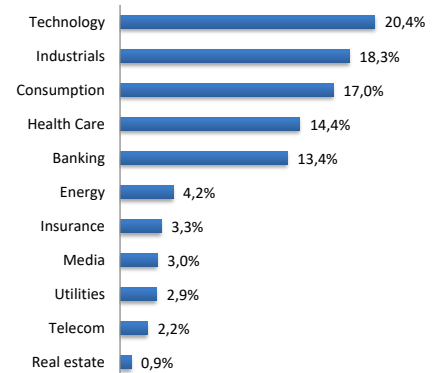
Geographic breakdown (Equities)



Currency breakdown



Sectoral breakdown (Equities)



Top equities

1. APPLE INC	2,19%
2. MICROSOFT CORP	2,05%
3. NESTLE SA-REG	1,26%
4. ALPHABET INC-CL C	1,09%
5. AMAZON.COM INC	0,86%
6. ROCHE HOLDING Gs.	0,83%
7. SHELL PLC	0,79%
8. LVMH MOET HENNESSY LOUIS VUI	0,77%

Top Futures

1. FUTURE MSCI EMERGING MARKETS MAR2023(50)	3,56%
2. FUTURE E-MINI RUSSELL 2000 MAR2023 (50)	2,74%
3. FUTURE TOPIX JAPAN MAR2023 (10M)	1,11%
4. FUTURE NIFTY 50 INDIA JAN2023 (2)	1,10%

Top 12 bonds

1. SPRINT CORP (USD) 7,875% 14-23 15.09	0,12%
2. BROADCOM CRP (USD) 3,875% 18-27 15.01	0,10%
3. CHARLES SCHWAB (USD) VAR% 22-27 03.03	0,09%
4. SOLVAY (EUR) 5,869%-VAR 15-PERP 03/06	0,09%
5. NIKE INC (USD) 2,75% 20-27 27.03	0,09%
6. UBS GROUP FUND (USD) 7% 15-PERP 19.02	0,09%
7. PROCTER & GAMBLE (USD) 1,9% 22-27 01.02	0,08%
8. AMGEN INC (USD) 2,2% 20-27 21.02	0,08%
9. MITSUBISHI UFJ (USD) VAR% 22-25 18.07	0,08%
10. JPMORGAN CHASE (USD) VAR% 22-26 26.04	0,08%
11. TOYOTA MOTOR CRED (USD) VAR% 22-23 29.12	0,08%
12. ROCHE HOLDINGS INC(USD) VAR% 22-25 10.03	0,08%

Important data

Subfund of the Luxembourg law SICAV Hermes Universal

Subscription commission	max 3 % (not applicable if held at Delen Private Bank)		
Redemption commission	0,00%		

Recurring fee	N	< 500.000€	1,60%
	A	500.000€ - 1.000.000€	1,45%
	B	1.000.000€ - 2.500.000€	1,15%
	C	2.500.000€ - 15.000.000€	0,90%
	J	15.000.000€ - 30.000.000€	0,80%
	E	30.000.000€ - 100.000.000€	0,630%

* The figure for recurring fees is based on the costs for the previous financial year ending 31 December 2021. This figure may vary from year to year. For more information on fees and expenses, please refer to the section entitled "Charges to the Fund" in the prospectus.

Launch date	13-04-07
NAV calculation	Daily
Currency	EUR
Net assets	3.839.317.591

Publication of the Nav : www.cadelux.lu

Share class	ISIN Code	NAV in Euro
N Cap	LU1746876504	152,78
N dis.	LU1746876686	132,67
A cap.	LU0295412646	153,90
A dis.	LU0295411168	131,88
B cap.	LU0305724246	159,42
B dis.	LU0305724089	136,57
C cap.	LU0305724758	165,44
C Dis.	LU0305724329	141,30
J cap.	LU1637389021	148,30
J Dis.	LU1637389294	143,46
E cap.	LU0472832053	196,04
E Dis.	LU0472832137	187,08

Distribution share class: withholding tax of 30% in Belgium
Financial service provider: Delen Private Bank
Price sources: Bloomberg & Morningstar & Bank Delen

This is a marketing communication. Please refer to the prospectus of the AIF and to the KIID (available www.cadelux.lu) before making any final investment decisions.